

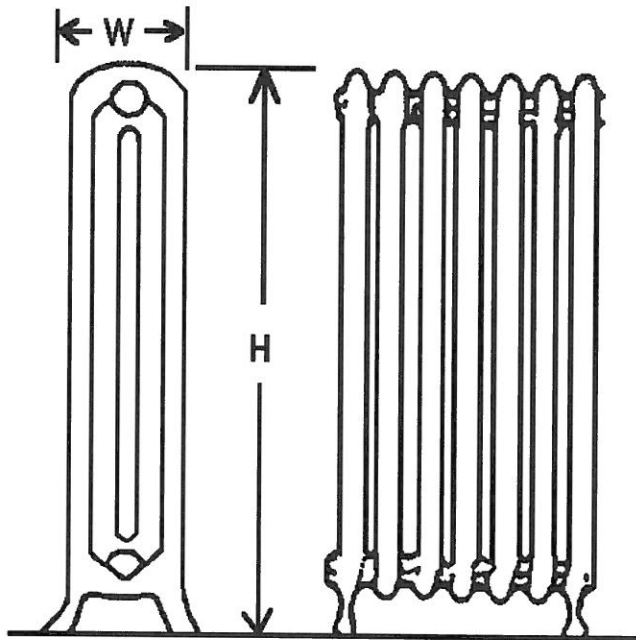
## CH.4-INSTALLED RADIATION: DETERMINING HEATLOAD

### SIZING OBSOLETE RADIATION - CAST IRON RADIATORS

The output of a radiator is measured in square feet of radiation.  
To determine the number of square feet of radiation in a radiator:

1. Measure the height of the radiator.
2. Count the number of columns in a section.
3. Count the number of sections.
4. Multiply the total number of sections by the number of square feet per section as shown in the following tables:

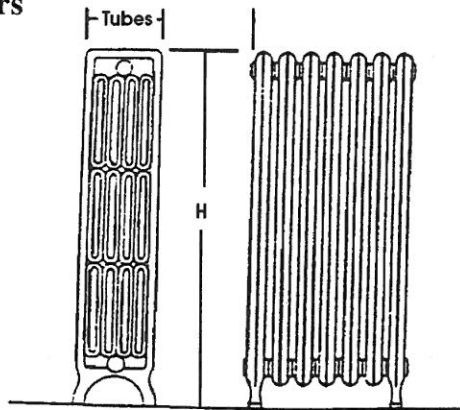
#### Column Type Radiators



Sq. Ft. Radiation Per Section					
Height Inches	4-1/2" W One Column	7-1/2" W Two Column	9" W Three Column	11-1/2" W Four Column	13"W Window
13	—	—	—	—	3
16	—	—	—	—	3-3/4
18	—	—	2-1/4	3	4-1/4
20	1-1/2	2	—	—	5
22	—	—	3	4	—
23	1-2/3	2-1/3	—	—	—
26	2	2-2/3	3-3/4	5	—
32	2-1/2	3-1/3	4-1/2	6-1/2	—
38	3	4	5	8	—
45	—	5	6	10	—

## CH.4-INSTALLED RADIATION: DETERMINING HEATLOAD

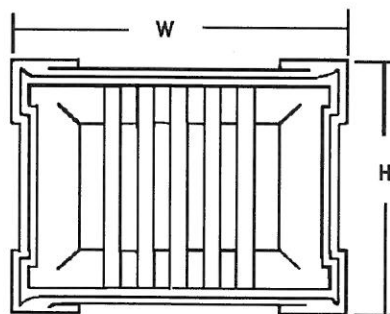
### Tube Type Radiators



Sq. Ft. Radiation Per Section					
Height Inches	5" Three Tube	7" Four Tube	8-3/4" Five Tube	9-3/4" Window Six Tube	12-1/2" Seven Tube
14	—	—	—	—	2-1/2
17	—	—	—	—	3
20	1-3/4	2-1/4	2-2/3	3	3-2/3
23	2	2-1/2	3	3-1/2	—
26	2-1/3	2-3/4	3-1/2	4	4-3/4
32	3	3-1/2	4-1/3	5	—
38	3-1/2	4-1/4	5	6	—

### Wall Type Radiators

Wall radiators are measured by their height, length and thickness. The following table shows the number of square feet of heating surface per section.



Sq. Ft. Radiation Per Wall Radiator Section Heating				
Type of Section	Height In.	Length or Width In.	Thickness In.	Sq. Ft. Radiation
5-A	13-5/16	16-5/8	2-7/8	5
7-A	13-5/16	21-7/8	2-7/8	7
7-B	21-7/8	13-3/16	3-1/16	7
9-A	18-5/16	29-1/16	2-7/8	9
9-B	29-1/16	18-5/16	3-11/16	9